


GARBAGE AND RECYCLING COLLECTION IN OBU CITY

Waste reduction is an important issue that everyone should consider. One of Obu City's objectives is to reduce waste volume by 10% by the year 2030. We can reduce the production of waste by increasing the collection and recycling of recyclable material.



Waste reduction
character
Oburii-kun

- As of April 2023, **bicycles (incl. tricycles, unicycles), gas cookers, fan heaters, heaters cannot be collected as non-burnable garbage.** Take these items to the Tobu Chita Clean Center for disposal.
- As of April 2023, the **collection of plastic has changed.** See page 1 for details.
- Yellow designated garbage bags consist of 25% biomass plastic, which conserves non-renewable oil resources and inhibits CO² emissions.
- The cost of processing a large-sized designated garbage bag of waste is about 190 yen (2021). This expense is covered by municipal taxes paid by residents.
- Operating costs of the Tobu Chita Clean Center are shared by Obu City, Toyoake City, Higashiura Town and Agui Town.
- Illegal disposal is a crime. In addition to a fine of up to 20,000 Yen under city ordinance, illegal disposal may be subject to up to 5 years imprisonment and 10,000,000 Yen in penalties under the Waste Management and Public Cleansing Act.

Type	Contents	How and Where to Dispose
Garbage	Burnable garbage	Neighborhood Garbage Stations Pages 1-2
	Non-burnable garbage	
Recyclables	Plastic containers and packaging, plastic products, PET bottles, aluminium, steel, returnable glass bottles, other glass bottles and flasks, spray cans, paper and clothing.	(1) Neighborhood Recycling Stations (2) Public Recycling Stations Pages 5-8
	Small electronics (incl. computers)	(1) Collection at Public Facilities (2) ReNet Japan Recycle (collection by home delivery service) Page 11
Items Not Collected by the City	Large garbage that does not fit in designated bags	(1) Take garbage directly to Tobu Chita Clean Center (2) Use the oversized garbage home collection service (3) Ask an authorized transportation company Pages 3-4
	Items that cannot be processed at Tobu Chita Clean Center	Ask retailers or companies that specialize in processing Pages 4-11
	Items that must be recycled (4 types of appliances)	(1) Ask an appliance retailer (2) Ask authorized collection company (3) Take item directly to designated company Page 11
	Business waste	Making a request to companies that specialize in this waste Page 11

Waste and Recycling Separation List: page 9



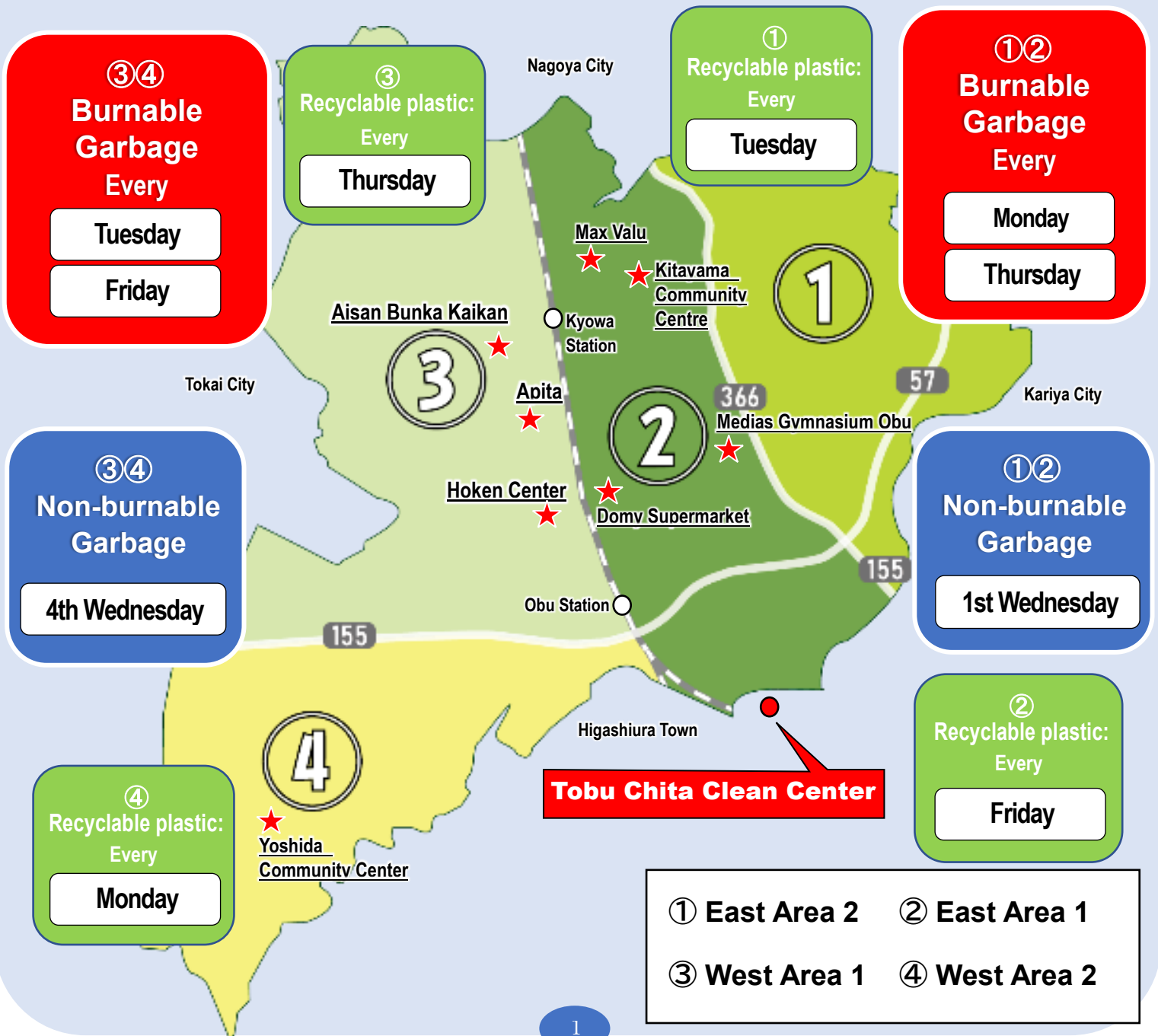
GARBAGE COLLECTION

- The collection of burnable and non-burnable garbage is carried out at neighborhood garbage stations. Neighborhood residents run these stations and decide the rules for using them. **Talk to residents before you start using the station.**
- Ask your neighbors the location of the garbage stations. You can also ask the Environment division at Obu City Hall about locations. Some apartment buildings have their own garbage station.
- Crows, cats, etc. often get into garbage. If residents or apartment building managers install boxes or nets to keep animals away, be sure to put your garbage securely inside the box or under the net.
- The City of Obu has a designated garbage bag that must be used for both burnable and non-burnable garbage. These can be purchased at most supermarkets and convenience stores in the city, in small, medium and large sizes.
- Since March 2023, a loan service is available for garbage nets to secure garbage stations. For details, please inquire at the Environment Division, Obu City Hall.

Collection Days

★...Public recycling station locations

The JR train line divides garbage collection zones: East and West
Collection also takes place on national holidays.
 There is no collection from December 31st to January 3rd.



GARBAGE SORTING AND DISPOSAL

1 On the collection day, take your garbage to the designated pick up station **by 8:00am**. **Do not take it out the day before.**



4 If garbage you put out is not collected and gets a warning sticker, it is your responsibility to **dispose of the contents appropriately.**



Point! **Tips for Reducing Garbage**

Kitchen Waste

80% of kitchen waste is water. Remove as much water as you can to reduce garbage.

Paper

Paper with writing in pen or pencil, and even scraps of cut paper can still be recycled. Put paper scraps in an envelope and recycle.

2 Obu has only one type of designated garbage bag. You can put both burnable and non-burnable waste in these bags. Do not mix

3 **Make sure your garbage fits into one bag with the opening tied closed.** Objects covered with two garbage bags, or that are too big to fit into one bag will not be collected.



5 Recyclables will not be collected from garbage stations. Take them to your neighborhood recyclables collection station, or nearest public recyclables collection station.



6 Cooperate with other residents to keep your garbage station clean.

For large size garbage:

Pages 3-4



Garbage to be sorted into designated garbage bags

Waste that does not need to be put in designated garbage bags

Burnable

Kitchen Waste



- Remove any liquid. Reduce waste by composting or using organic synthetic fertilizers.

Paper products (non-recyclable)



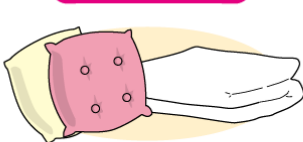
- Remove waste

Plastics

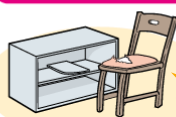


- Excluding 20 designated plastic items
- Excluding containers and packaging

Bedding



Wooden Furniture



Dismantle

- Dismantle and place in designated garbage bags
- Glass and metallic items are non-burnable garbage

Rubber Products




Pruned Branches

- Limited to branches with a thickness of less than 5cm.

Width: less than 40cm.

Length: less than 60cm.



- Put wooden furniture and timber etc. into designated garbage bags.

Other



- Cooking oil (Harden with oil solidifier. Absorb with paper or cloth.)
- Disposable hand warmers (kairo)
- Desiccant packs
- Refrigerant ice or gel packs
- Dry grass, leaves
- Remove sand and rocks
- Leather products, etc.

ATTENTION

- Plastic containers, packaging and paper items are recyclable.



Non-burnable

Porcelain & Ceramics

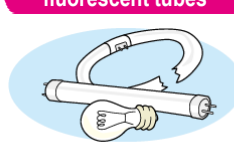


- Broken glass and other dangerous items should be wrapped in newspaper and labelled "われもの" (waremono).

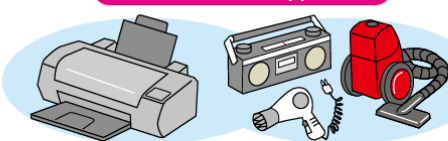
Glass Objects



Light bulbs and fluorescent tubes



Small Household Appliances



City-designated small household appliances can be disposed of as recyclables.

For details, see Page 11

Thick Aluminium Items



- Udon stew containers, stovetop protectors etc.
- Thin aluminium can be disposed as burnable garbage.

Metal Objects



- Wrap blades in paper before disposing.
- Use all lighter fluid and dampen lighters before disposing.

No longer collected

From April 2023, the following items cannot be collected as non-burnable garbage. Please take them directly to the **Tobu Chita Clean Center** for disposal.

- Bicycles (includes tricycles, unicycles)
- Gas cookers
- Heaters
- Fan heaters

ATTENTION


- Spray cans must be recycled. May explode if disposed of as non-burnable garbage.



- Microwave Ovens. Take directly to the **Tobu Chita Clean Center**.



GARBAGE THAT DOESN'T FIT IN DESIGNATED BAGS

- Garbage that does not fit in designated garbage bags **cannot be disposed of at local garbage stations**. You can take it directly to the Tobu Chita Clean Center waste processing facility (disposal fee applies), or request a professional service to come collect it (*Sodai Gomi Kobetsu Shuushuu Saabisu*) (*Shuushuu Unpan Kyoka Gyousha*).
- Pruned branches cut to specific size can be collected at local garbage stations without being placed in a designated garbage bag.
- For items that must be disposed of in stores or with specialized processing companies, see **Page 4** 
- For disposal of electric bicycle batteries, please inquire at an electric bicycle retailer.

(1) Taking garbage directly to Tobu Chita Clean Center

Tobu Chita Clean Center (Garbage Processing Center)

Higashiura-cho, Ooaza Morioka Aza Yoshino 41

 **0562-46-8855**

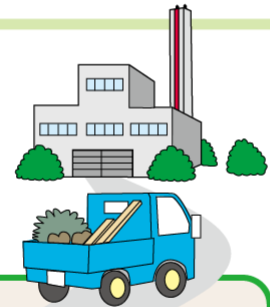
When taking your garbage, follow these rules

- ① Burnable and Non-burnable garbage must be disposed of separately, so divide them before you go.
- ② Remove the garbage from your vehicle and dispose of it yourself, while following the directions of staff.
- ③ Items that can be recycled such as cardboard and empty cans, should be put out as recyclables instead.

Fee 200 Yen per 10 kg (Anything less than 10kg is 200 Yen)

Days Monday to Saturday (Incl. national holidays. Closed Dec. 31st to Jan. 3rd)

Hours 8:30 to 12:00 and 13:00 to 16:30



(2) If you can't take the garbage yourself...

- The Large-Scale Home Garbage Collection Service (*Sodai Gomi Kobetsu Shuushuu Saabisu*) can come to your door to collect your garbage for a fee of 1,500 Yen per object, regardless of size.
- If it is difficult to carry the objects to your door, or if you cannot be present on the collection day (Tuesdays and Fridays), consult an authorised transportation company that collects household waste (*Kateikei Gomi No Shuushuu Unpan Kyoka Gyousha*). If you have many items to be disposed of, it can be more economical to request an authorised transportation company.

① Using the Large-scale Home Garbage Collection Service (paid service)

These companies come to your door to collect your garbage, for a fee.

Collection Schedule

Every Tuesday and Friday
(Operates on national holidays. No collection between August 13th to 16th, and December 30th to January 3rd)
13:00 to 16:00

Price

1,500 Yen per object
(Bicycles: **1,000 Yen** per bicycle)

How to Request

Between 1 month to 1 week before the preferred collection day, **call the Large Garbage Service Center (Soudai Gomi Uketsuke Center / Obu Unity)** to make a reservation.

Contact Information

Go Gomi Zero
0562-57-5530

Contact Hours

Monday to Friday
(Operates on national holidays. Not available between August 13th to 16th, and December 30th to January 3rd)
9:00 to 12:00 and 13:00 to 16:00

- ※ For more information, call the service center.
- ※ A household member must be home on collection day.

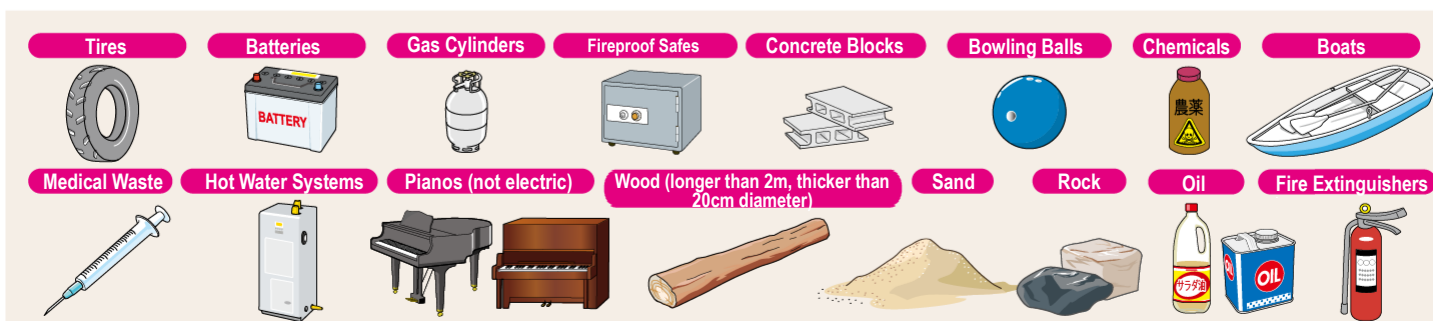
② Authorised Transportation Companies (paid service)

Hire an authorised transportation company that collects household waste (*Kateikei Gomi No Shuushuu Unpan Kyoka Gyousha*). Consult companies directly about rates, days, times and payment methods and other information. Please take care not to request the services of an unauthorised company.

Authorised Companies	Address	Telephone
Obu-shi Silver Jinzai Center	Obu-shi, Ebata-cho 4-1	☎ 0562-48-1806
Obu Unity (K.K.)	Oshi-shi, Kitazaki-machi, Komaba 88	☎ 0562-47-0535
Nakanishi (K.K.)	Toyoake-shi, Sakae-cho, Takane 103	☎ 0562-97-6925

(3) Garbage not accepted at Tobu Chita Clean Center

- ① Dispose of the items below with stores or companies that specialize in waste processing.



- ② Some items are required by law to be recycled (computers, monitors, televisions, air conditioners, refrigerators etc.)

- ③ For disposal of industrial waste, see:

Page 11

RECYCLING

- Recycling is an essential step towards reducing our garbage output.
- The issue of waste is one of the important themes of the United Nations' Sustainable Development Goals (SDGs). We must do what we can to turn the things that we throw away as garbage into resources, and promote recycling as we work towards building a sustainable society.

Neighborhood Recycling Stations

- If you join your local Neighborhood Association (*Jichikai*), you can use the local recycling station that is operated by the association. The association makes the rules for these stations. For more information on location and collection days, contact your local Neighborhood Association directly.
- From April 2023, recyclable plastic items are no longer collected at neighborhood recycling stations. To dispose of recyclable plastic items, please put them out at your local garbage station on the collection day for plastic items. (See page 1.)

In case of a storm

Regardless of whether a Storm Warning is issued, the city's recycling contractor will still be operating collection vehicles (collection times may vary depending on traffic conditions). The situation of each recycling station will vary depending on weather conditions, location, etc., and the decision to suspend collection is to be made by each community. However, a make-up collection will not be held when the weather improves.

Public Recycling Stations

- People who are unable to use their neighborhood recycling stations, or could not due to bad weather, etc., can use the public recycling stations listed below.
- Collection days can change. If the schedule changes, information will be published in the Obu Newsletter (*Kouhou Obu*)
- **Collection of recyclable plastic items will continue at public recycling stations.**

In case of a storm

Collection will be cancelled if a **Storm Warning** (*boufuu keihou*) is issued.

	Location	Address	Collection Days	Collection Time
East Side	Kitayama Community Center (<i>Kitayama Kouminkan</i>) (Parking Lot)	Kajita-cho 6-274	Every 2nd & 4th Monday	9:00am – 6:30pm
	City Gymnasium (<i>Medias Taiikukan Obu</i>) (Parking lot on the north side of the building)	Yokone-machi, Hirachi 191	Every 2nd & 4th Tuesday	9:00am – 6:30pm
	Domy Obu (Parking lot on the north side of the store)	Momoyama-cho 1-168	Every Wednesday	10:00am – 9:00pm
	Max Valu Obu (Parking lot on the laundromat side)	Toushin-cho 1-235	Every 1st & 3rd Sunday	9:00am – 9:00pm
West Side	Apita Obu Store (South side parking lot)	Meisei-cho 4-133	Every Monday	9:00am – 9:00pm
	Workers' Welfare & Culture Hall (<i>Aisan Hall</i>) (<i>Aisan Bunka Kaikan</i>) (Parking lot on the west side of the building)	Meisei-cho 1-330	Every 1st & 3rd Wednesday	9:00am – 6:30pm
	Health Center (<i>Hoken Center</i>) (Parking lot between Ishigase Kaikan & Health Center)	Ebata-cho 4-2	Every 2nd & 4th Wednesday	9:00am – 6:30pm
	Yoshida Community Center (<i>Yoshida Kouminkan</i>) (Parking lot)	Takaoka-cho 2-2	Every 1st & 3rd Sunday	9:00am – 6:30pm

There is no garbage collection from December 31st to January 3rd.

SEPARATING AND DISPOSING OF RECYCLABLES

1 Take out your recyclables to the designated recycling station on the day of pickup **by 8:00am. Do not put it out the day before.**



2 Filling the bottle and steel recycling boxes up to maximum capacity makes it difficult during loading and transportation. Please try to fill it up to **80%** capacity.



3 If a box for aluminium and PET bottles becomes full, please empty the box into one of the cloth bags provided.

4 Please take any carry bags you brought with you back home.

5 Tie the tops of the cloth bags to ensure the recyclable contents do not scatter around during strong winds.

6 If there is a chance of rain, please do not put out any paper or clothing for recycling. (Or make sure they don't get wet if putting these items out.)







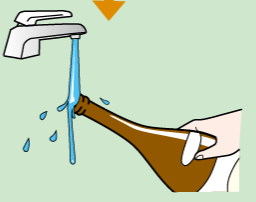



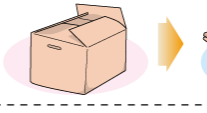



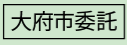


7 From April 2023, collection of recyclable plastic items takes place once a week at garbage stations.

	Recyclable Materials	Sorting & Disposal
Plastic Containers and Packaging	<p>Bottles</p> <ul style="list-style-type: none"> Sauce and dressing bottles etc. Detergent, shampoo, conditioning bottles, etc. Lids, caps, etc. <p>Plastic bags etc.</p> <ul style="list-style-type: none"> Frozen foods, instant ramen packaging Vegetable, soba, bread packaging Fresh food wrapping. Candy and sweets wrappers <p>Cups and packs</p> <ul style="list-style-type: none"> Instant noodles cups, pudding cups, ready to eat food trays, bento trays, etc. Egg cartons, toothbrush packs, etc. <p>Trays</p> <ul style="list-style-type: none"> Trays for raw and fresh food. Trays for pre-made side dishes & unbaked sweets etc. <p>* Tray collection bins are also available at supermarkets</p> <p>Mesh nets</p> <ul style="list-style-type: none"> Mandarin and onion nets etc. Polystyrene foam nets for apples and peaches etc. <p>Cushioning material</p> <ul style="list-style-type: none"> Polystyrene foam packing material for household appliances, etc. Bubble wrap 	<p> Recyclable plastic containers and packaging has this symbol printed on it. Check to see if your plastic item is recyclable by looking for this symbol.</p> <p>① Rinse out and dry. ※If rinsing does not clean the container, dispose of it as burnable garbage.</p> <p>② Place plastic containers and packaging and plastic items (20 types as designated by Obu City) in a transparent or semi-transparent bag. (City designated garbage bags OK)</p> <p>For plastic items other than plastic containers and packaging, please see page 12.</p>
	PET Bottles	<p>PET1-labelled bottles</p> <p>Crush</p> <p>Soy sauce, vinegar, soy sauce-based broths, vinegar and other condiments</p> <p>Colored bottles that have this sign are also considered PET bottles.</p>
Aluminium	<p>Aluminium cans</p> <p>Don't crush</p> <p>Aluminium pots and pans</p> <p>Aluminium kettles</p> <p>* Aluminium items not mentioned here are not recyclable.</p>	<p>① Separate</p> <p>Do not crush. Bottle-can caps are non-burnable. Aluminium caps and steel can lids are recyclable.</p> <p>When possible, remove handles from pots and pans.</p>
	Steel	<p>Steel cans</p> <p>Don't crush</p> <p>Iron pots and pans</p> <p>※ Teflon coated, enameled, IH compatible items OK</p> <p>Iron kettle</p> <p>Iron items not mentioned here are not recyclable.</p>

Continued on the next page

Recyclable Materials

How to separate and dispose








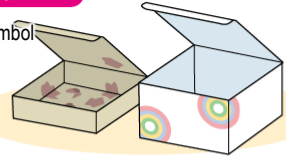
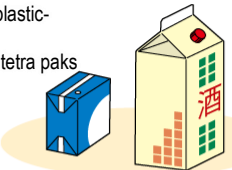


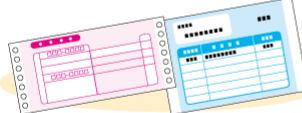






Returnable Bottles	<p>1.8L Bottles Brown & Green</p>  <p>Beer bottles Large, Medium, Small.</p>  <p>Crates (boxes) 1.8L bottles and beer bottle crates only.</p> 	<p>① Remove beer bottle caps etc. ※ Always remove bottle caps!</p>  <p>② Rinse out and dry.</p>
Other Glass Bottles	<p>Energy drink bottles Juice bottles Other food & beverage bottles</p> <p>Oil bottles Vinegar bottles</p> <p>Cosmetics bottles</p> <p>*Light bulbs, glass → non-burnable garbage</p> 	<p>※ Plastic caps → plastic containers and packaging</p>  <p>※ Metallic caps → non-burnable garbage.</p> 
Spray Cans	<p>Antipersperant spray Insecticide spray Hairspray Gas cans Camping gas cylinders</p>  <p>※To prevent accidents on collection vehicles or at disposal facilities, DO NOT dispose with non-burnable garbage.</p>	<p>① Use all the contents ※ Dispose of the cap as plastic packaging and containers ※ Flammable!</p>  <p>② Don't put any holes in the container.</p>
Paper	<p>Newspapers / Flyers Bind with string</p>  <p>※Can mix</p> <p>Corrugated cardboard Bind with string</p>  <p>Paper Cartons Bind with string</p>  <p>1000ml or 500ml ※ Excludes cartons coated with aluminium foil.</p> <p>Other Paper</p> <p>Paper wrapping and bags Cardboard boxes</p>  <p>Magazines / pamphlets Bind with string</p>  <p>Scrap paper ※ Put small papers together in a paper bag or envelope ※ Remove metals and cellophane</p>	<p>Attention There have been cases of recyclables (especially paper) put out for collection early being removed.</p> <p>Only put out items on the morning of collection day.</p> <p>Obu City contractors' vehicles will display this sign:</p>  <p>"Under Contract to Obu City"</p> <p>Unauthorised removal of material is a crime.</p>
Clothing	<p>Fabric Clothing</p>  <p>※Woolen sweaters can also be recycled if in a wearable condition</p> <p>Transparent or semi-transparent bag. City designated bags OK.</p> 	<p>* Dispose of the following as burnable:</p> <ul style="list-style-type: none"> ● Very dirty items ● Products made of vinyl ● Scarves, gloves ● Cushions ● Futon, pillows ● Rubber products ● Leather products ● Underwear ● Items padded with cotton or down

Frequently-asked questions


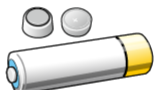
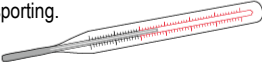

- Q** Has the way to dispose of PET bottles changed?
- A** Collection of PET bottles is the same as before. Please put PET bottles out at a recycling station.
- Q** Why do we crush PET bottles but not steel or aluminium cans?
- A** After being collected, cans are compressed in the machine to form blocks. Cans that have been crushed already do not fit well during compression and become loose.
- Q** Should I remove paper labels from bottles and glasses? What about plastic around the mouth of bottles?
- A** Paper labels can be left on glass bottles. If you can, try to take off the plastic from the mouths of bottles.
- Q** I threw out my spray cans with the non-burnable garbage.
- A** Always dispose of it as recyclable material. Fires have occurred in collection cars and processing facilities. Garbage processing can be stopped and peoples lives can be impacted.
- Q** How should I dispose of PET bottle caps?
- A** Recycle them as plastic items. You can also put dispose of them as "Ecokyappu" (recyclable caps) at public recycling stations.



Non-recyclable Items

× Plastic Containers & Packaging	Soiled Items  ※These can be recycled once they have been cleaned.	Plastic items other than the 20 designated items <ul style="list-style-type: none"> • Items including rubber, metal, or other non-plastic materials • Items with batteries • Items longer than 50cm and thicker than 5mm See page 12 for the 20 designated plastic items that can be recycled		
	Dirty PET bottles <ul style="list-style-type: none"> • PET bottles for oil, sauce, etc. 	PET Bottles with no symbol Bottles without this symbol.  		
× Paper	Soiled Paper Paper without this symbol  	Sake cartons etc. <ul style="list-style-type: none"> • Liquor cartons etc. • Aluminium and plastic-lined tetra paks. • Small cartons & tetra paks (under 500ml). 		
	Thermal Paper <ul style="list-style-type: none"> • Receipts, etc. 	Carbon Paper <ul style="list-style-type: none"> • Courier delivery carbon copies, etc. 		
	Coated Paper 			
× Glass	Glass Products <ul style="list-style-type: none"> • Plate glass 	Resin Screw Caps <ul style="list-style-type: none"> • Caps from glass bottles 		
	Ceramic Bottles 			

Collection of Other Miscellaneous Waste

Used Batteries	Alkaline, manganese or lithium button cell batteries  Take these to the collection boxes located at public facilities within the city	Rechargeable/button batteries Take them to appliance stores etc. for disposal. 
	Mercury Thermometers Hand in to the Environment Division at City Hall, or at Community Centers (Kouminkan). Take care not to break when transporting.  * If broken → non-burnable garbage	Feather or Down Futon (over 50% down) Can be collected during limited collection periods. Check the monthly newsletter “広報おおぶ” (Kouhou Obu) for information on collection periods. 

Quick Guide to Sorting Garbage and Recyclables

Sort your garbage into **burnable (可燃)**, **non-burnable (不燃)** and **recyclable (資源)**. Please take designated **small appliances and electronics (小型家電)** to local community centers (*kouminkan*). Take any burnable or non-burnable garbage that doesn't fit in the designated bag **directly to Tobu Chita Clean Center (直接搬入)**. Items marked with a star (★) are **not collected by the city** in accordance with the Act on Recycling Home Appliances. You must take them to authorized stores or companies for disposal. Items marked NC are not collected by the city.

	Item		Disposal method / Notes	
A	Agricultural chemicals (liquid, solid)	NC	Consult with store of purchase or specialised disposal company	
	Agricultural machinery and equipment	NC	Consult with store of purchase or specialised disposal company	
	Air conditioner (household use)	★	Request disposal from store of purchase or authorised collection company	
	Aluminium can	R	Rinse, do NOT crush	
	Aluminium foil (thick)	NB	Stovetop protector guards, udon stew containers, etc.	
	Aluminium foil (thin)	B	Aluminium foil etc.	
B	Ash	B	Wet it and dispose in small amounts	
	Baby stroller	NC	Take to Tobu Chita Clean Center or request collection as large-sized garbage; burnable if fits in bag	
	Ball (golf, baseball, soccer etc.)	B		
	Bamboo or reed shade/blind	B	Cut into lengths less than 60cm	
	Battery (car, electric bicycle, etc.)	NC	Consult with store of purchase or specialised disposal company	
	Battery (alkaline, manganese, lithium)	NC	Take it to the collection box at public facilities	
	Battery (rechargeable & button cell)	NC	Take it to the collection box at stores	
	Bicycle	NB	Take directly to Tobu Chita Clean Center	
	Bicycle parts	NC	Consult with store of purchase or specialised disposal company	
	Blanket (doesn't fit in designated bag)	NC	Take to Tobu Chita Clean Center or request collection as large-sized garbage; burnable if fits in bag	
C	Bowl (ceramic, porcelain)	NB		
	Bowling ball	NC	Consult with store of purchase or specialised disposal company	
	Camera, Video camera		Remove battery, dispose of as used small electronic devices at community center	
	Can	R	Rinse and separate into aluminium or steel	
	Car audio, Car navigation system		Take to the store of purchase or dispose of as used small electronic devices at community center	
	Cardboard	R	Bundle and tie together	
	Carpet	NC	Take to Tobu Chita Clean Center or request collection as large-sized garbage; Burnable if fits in bag	
	CD, DVD (includes cases)	B		
	Ceramics & Porcelain	NB		
	Child safety seat	NC	Take to Tobu Chita Clean Center or request collection as large-sized garbage, burnable if fits in bag	
	Clothing (fabric)	R	Put in a transparent / semi-transparent bag	
	Clothing (non-fabric)	B	Down jackets, cushions, underwear, items padded with cotton or feathers	
	Clothing iron	NB		
	Computer monitor	NC	Consult with manufacturer or PC3R promotion association	
	Computer (peripheral device)	NB	Can be disposed together with computer	
	Computer (laptop / desktop)		Take it to the manufacturer or dispose of as used small electronic devices at community center	
	Concrete block	NC	Consult with specialised disposal company	
	Cooking oil (liquid)	NC	Burnable if hardened with solidifier and wrapped in newspaper or cloth, or absorbed with newspaper or cloth	
	Cooking oil container (can, glass)	R	Use up content	
	Cooking oil container (PET bottle)	B	Use up content	
	Crown cap (beer bottles etc)	NB	Do not throw away bottles with caps on them	
	Instant noodle container (plastic)	R	Rinse and put in a transparent / semi-transparent bag	
	Curtain	B	Put into the designated garbage bag	
	Cushion	B		
	D	Desiccant	B	
		Disposable heat pad	B	
		Disposable lighter	NB	Use up lighter fluid and ensure it doesn't ignite
Disposable Diapers		B	Empty excrement into the toilet before disposing of diaper	
Drawer, dresser		NC	Consult furniture retailer, take to Tobu Chita Clean Center or request collection as large-sized garbage	
E		Electric carpet	NC	Take to Tobu Chita Clean Center or request collection as large-sized garbage, burnable if fits in bag
	Electronic dictionary		Remove battery, dispose of as used small electronic devices at community center	
	Electric kettle	NB		
	Electronic piano	NC	Consult with store of purchase or request for collection as large-sized garbage	
F	Electric shaver		Remove battery, dispose of as used small electronic devices at community center	
	Fan	NB	Take to Tobu Chita Clean Center or request for collection as large-sized garbage, burnable if fits in bag	
	Fan heater	NC	Take to Tobu Chita Clean Center	
	Fire extinguisher	NC	Consult with store of purchase or specialised disposal company	
	Firework	B	Wet the gunpowder	
	Floor chair "Zaisu"	NC	Take it to the Clean Center or request for collection as large-sized garbage, Non-burnable if fits in bag	
	Fluorescent tubes	NB		
	Flyer, Newspaper insert	R	Bundle and tie together with newspaper	
	Fridge, Freezer, Chiller	★	Consult with store of purchase or authorised disposal company	
	Frying pan (iron, aluminium, IH compatible OK)	R	Remove handle if possible	
G	Futon mattress	NC	Take to Tobu Chita Clean Center or request collection as large-sized garbage, burnable if fits in bag	
	Gaming device		Remove battery, dispose of as used small electronic devices at community center	
	Gas canister	R	Use up contents, do not puncture	
	Gas stove	NC	Take to Tobu Chita Clean Center or request collection as large-sized garbage, non-burnable if fits in bag	
	Glass bottle (beverage, cosmetic etc.)	R	Rinse and remove cap	
	Glass cup, ashtray, tableware, etc.	NB	Wrap in newspaper and write "waremono" on it	
	Glass sheet (plate glass)	NB	Wrap in newspaper and write "waremono" on it	
	Golf bag	NC	Take to Tobu Chita Clean Center or request collection as large-sized garbage, burnable if fits in bag	
	Golf club	NC	Take to Tobu Chita Clean Center or request collection as large-sized garbage, non-burnable if fits in bag	
	Grass, Lawn clippings	B	Remove any soil	
	H	Hanger (wire)	NB	
Hanger (wooden, plastic)		B	If the metal part is removed, not-burnable	
Heater		NC	Take to Tobu Chita Clean Center or request collection as large-sized garbage, non-burnable if fits in bag	
Helmet (plastic)		B		
	Hot water heater	NC	Take it to the store of purchase or specialised disposal company	

I	Ice box (doesn't fit in the garbage bag)	NC	Take to Tobu Chita Clean Center, burnable if fits in bag
K	Kerosene	NC	Take to a kerosene retailer, gas station, etc.
	Kettle (iron, aluminium)	R	Non-burnable if rusted or badly burnt
	Kimono	R	Dispose of as clothing (fabric)
L	Knife, cutting tool, kitchen knife	NB	Wrap blade in newspaper
	Laundry pole anchor (concrete)	NC	Consult retailer or request collection as large-sized garbage
	Laundry pole (metal, stainless steel)	NC	Take to Tobu Chita Clean Center or request collection as large-sized garbage
	Leather product	B	Remove metallic parts
	Leaves	B	
	Lid, Cap (metallic)	NB	
M	Lid, Cap (plastic)	R	Put in a transparent/semi-transparent bag
	Lightbulb	NB	
	Magazines, Catalogues	R	Bundle and tie together
	Mattress (no springs)	NC	Take to Tobu Chita Clean Center or request collection as large-sized garbage
	Mattress (with springs)	NC	After removing springs, take it to Tobu Chita Clean Center or request collection as large sized garbage
	Microwave	NC	Take to Tobu Chita Clean Center or request collection as large-sized garbage, NOT Non-burnable
	Milk cartons	R	Rinse, cut open and tie together
	Mirror	NB	Wrap it in newspaper and write "waremō" on it
	Mobile phones		Take to the store of purchase or dispose of as used small electronic devices at community center
	Motorcycle	NC	Take to the store of purchase or motorcycle salvage yard
N	Newspaper	R	Bundle and tie together
O	Oil (for car or bike)	NC	Take to an oil retailer, gas station, etc.
	Organic waste / kitchen waste	B	Remove excess water
P	Paint	NC	Consult a paint retailer or specialised disposal company, burnable if paint is absorbed in cloth or newspaper, non-burnable if contents have hardened
	Paint can	NB	Use up content
	Paper (clean and dry)	R	Sort into: 1.newspapers and flyers 2.magazines, wrapping paper, cardboard 3.corrugated cardboard 4.paper cartons
	Paper (soiled or wet)	B	
	Paper carton (milk and juice cartons etc.)	R	Rinse, cut open and tie together
	Paper carton (others, sake carton etc.)	B	Cartons with aluminium or plastic-coated interior
	Piano	NC	Consult a piano retailer or specialised disposal company
	Plant pot (ceramic, porcelain)	NB	
	Plant pot (plastic)	R	If larger than 50cm, burnable
	Planter (plastic)	R	If larger than 50cm, burnable
	Plastic bottle (PET)	R	Rinse and crush, lid and label are also recyclable
	Plastic items		20 designated items can be recycled, see page I2
	Plastic tank (for kerosene)	B	Be sure there is no kerosene left in tank
	Polystyrene Foam (cushioning material)	R	Put in a transparent/semi-transparent bag
	Portable gas stove	NC	Remove batteries and gas canister, take to Tobu Chita Clean Center
	Pot (iron, aluminium, IH compatible OK)	R	Non-burnable if it is rusted and burnt
	Printer (doesn't fit in designated bag)	NC	Take to Tobu Chita Clean Center or request collection as large-sized garbage, non-burnable if fits in bag
	Propane gas tank	NC	Consult a gas tank retailer or specialized disposal company
	Radio, Cassette player	NC	Take to Tobu Chita Clean Center or request collection as large-sized garbage, non-burnable if it fits in bag
	Razor	NB	Wrap in newspaper, etc. before disposal
	R	Refrigerant ice/gel pack	B
Rice cooker (electric, gas)		NB	
Safe (fireproof)		NC	Consult a safe retailer or specialised disposal company
Sand		NC	Consult a sand retailer or specialised disposal company
Sand (pet litter)		B	Dispose in small amounts
Shell		B	
Shoes (leather sneakers, sandals etc)		B	Non-Burnable if they contain metallic parts
Ski or snowboard		NC	Take to Tobu Chita Clean Center or request collection as large-sized garbage
Socks		B	
Sofa		NC	Take to Tobu Chita Clean Center or request collection as large-sized garbage
Soil		NC	Consult a soil retailer or specialised disposal company
Spray can		R	Use up contents, do NOT crush or puncture
Stainless steel products		NB	
Steel can		R	Rinse, do NOT crush
S	Storage box, drawer (metallic)	NB	
	Storage box, drawer (plastic)	B	
	Styrofoam tray	R	Collection box also available at supermarkets
	Suitcase	NC	Take to Tobu Chita Clean Center or request collection as large-sized garbage, burnable if fits in bag
	Syringe (including needle)	NC	Take it to a medical institution
	Table, chair (metallic)	NC	Take to Tobu Chita Clean Center or request collection as large-sized garbage, non-burnable if fits in bag
	Table, chair (wooden)	NC	Take to Tobu Chita Clean Center or request collection as large-sized garbage, burnable if fits in bag
	Telephone, Fax	NB	
	Television	★	Consult appliance retailer or authorised collection company
	Thermometer (electronic)	NB	
	Thermometer (mercury)		Take it to City Hall or Community Centre, Non-burnable if it is broken
	Thick paper (sweets boxes, cardboard)	R	Bundle and tie together
	Tire (car, motorcycle)	NC	Consult tire retailer or specialised disposal company
Tire tube (bicycle, unicycle)	B		
Toaster	NB		
Toilet seat (including bidet attached)	NB	Burnable if it all plastic. Toilet bowl cannot be collected.	
Toy (metallic)	NB		
Toy (wooden, fabric, plastic)	B		
Tree branch (5cm thick)	B	Cut into lengths less than 60cm and tie together (designated bag not needed)	
Tree branch (up to 20cm thick)	NC	Up to 2m in length, take to Tobu Chita Clean Center	
Tree branch (over 20cm thickness)	NC	Consult a specialised disposal company	
Tricycle	NC	Take to Tobu Chita Clean Center	
U	Umbrella	NB	Ensure it doesn't stick out from the garbage bag
V	Vacuum cleaner	NB	Take to Tobu Chita Clean Center or request collection as large-sized garbage, Non-Burnable if fits in bag
	Video player, DVD player		Dispose of as used small electronic devices at community center
	Video tape	B	
W	Washing machine, dryer	★	Consult appliance retailer or authorised collection company
	Wooden board	B	Cut into lengths of less than 60cm
	Wrapping paper	R	Tie together

SMALL USED ELECTRONIC DEVICES Includes Computers

- Computers and liquid crystal displays are subject to recycling under the Computer Recycling Act. Desktop and notebook computers can be taken to public facilities for collection. Collection is also carried out by express home delivery system by ReNet Japan Recycle under agreement with the City of Obu.
- At the public collection facilities, the LCD and batteries cannot be collected without the other parts, so ask the manufacturer for more information. In cases where you have an adapter without the other parts, dispose of it as non-burnable garbage.

Collection at Public Facilities

Free

Items that can be collected

Everyday items

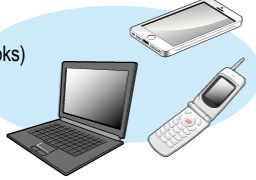
- Electric shavers
- Electronic dictionaries
- AC Adapters (all cables are possible)

Sound systems

- IC Voice recorders
- Portable CD/MD players
- MP3 player (hard disk, flash memory or memory card)

Imaging Equipment

- Blu-ray disc recorders and players
- CS / terrestrial digital tuners
- Video camera
- Cameras (not disposables)
- DVD / Video players



Transmission Equipment

- Cell phones
- PHS terminals (public use)
- Computer (desktop and notebooks)
※ monitors not permitted
- Tablet terminals
※ electronic dictionaries OK
- Hard disk drives

Car Equipment

- ETC Devices
- VICS appliance
- Sound amplifier
- Tuner
- Radio
- Navigation system
- CD / MD / DVD players

Gaming devices

- Portable devices
- Fixed devices

Collection Locations

Facility	Address	Telephone
Obu Kouminkan	Obu-shi, Chuo-cho 4-195	48-1007
Yokone Kouminkan	Obu-shi, Yokone-machi, Hirachi 295	46-7722
Kanda Kouminkan	Obu-shi, Kanda-cho 3-115	46-2620
Kitayama Kouminkan	Obu-shi, Kajita-cho 6-274	48-6015
Higashiyama Kouminkan	Obu-shi, Oiwake-cho 2-341	47-1498
Kyocho Kouminkan	Obu-shi, Kyowa-cho 2-8-2	46-4931
Nagakusa Kouminkan	Obu-shi, Meisei-cho 2-60	48-5444
Yoshida Kouminkan	Obu-shi, Takaoka-cho 2-2	46-2123
Morioka Kouminkan	Obu-shi, Morioka-cho 4-7	46-0435
Ishigase Kaikan	Obu-shi, Ebata-cho 4-1	48-0588
Obu City Hall	Obu-shi, Chuo-cho 5-70	47-2111

※Bring the item during normal business hours. ※Delete data on any devices you bring. ※Inform staff that you have brought an item for disposal.

Collection by Home Delivery Service

ReNet Japan Recycle
(contracted to Obu City)

- ReNet Japan Recycle collects small used electronic devices using the express home delivery system (*takkyuubin*). More than 400 types of products are collected, such as computers and cell phones.
- Collection requests can be made through the website.



For more information on products, collection requirements etc, see the ReNet Japan Recycle homepage.



ReNet Japan

Small Size Rechargeable Batteries

- Place batteries that have a recycling mark in the collection boxes at stores that collaborate with Japan Battery Recycling Center (JBRC)



WASTE THAT THE CITY DOES NOT COLLECT

Request collection from a retail store or licensed collection agent.

Recycling Household Appliances

When you no longer need these appliances, dispose of them using one of the methods below (① to ③). Prices are the rates published by major home appliance manufacturers.
The Appliance Recycling Coupon (Kaden Risaikuru Ken) can be purchased at post offices.

Televisions



Large: 2,970 Yen
Small: 1,870 Yen

Air Conditioners



990 Yen

Washing Machines, Dryers



2,530 Yen

Fridges, Freezers



Large: 4,730 Yen
Small: 3,740 Yen

Disposal Methods	What you need
① Disposing with a large electronic store	Recycling coupon and transportation fee
② Asking authorized collection companies	Recycling coupon and transportation fee
③ Take it to a designated location yourself	Recycling coupon

※Nearest designated location (confirm location and times beforehand):
Okayama-ken Kamotsu Unsou – Nagoya Minami Branch (Tokai-shi) ☎052-825-3031

Fire Extinguishers



Companies that dispose of fire extinguishers (service fees apply)

(KK) Goudou Bousai (Tokai)	☎ 052-601-3237
Fukatsu Shouten (Tokai)	☎ 052-603-0621
Tokai Bousai Kiki (KK) (Toyoake)	☎ 0562-97-5502
Karumutekku (Higashiura)	☎ 0562-83-8008

The Fire Extinguisher Recycling Center partners with sales representatives in the region to promote recycling of fire extinguishers. See website.

ferpc

☎03-5829-6773



Business and Commercial Waste

Waste produced through business and commercial activities must be disposed of by the company themselves or through a waste disposal company.

Do not dispose of waste produced by business activities at garbage stations.

Retail



Restaurants



Industrial



*Obu City is a certified Biomass Industry City. For recycling food waste, please use Obu Unity (Inc.)'s biogas power plant facility.

Commercial Recycling

Recycling can be brought to Obu City Hall, on the 2nd and 4th Tuesday of each month between 13:30-15:00. Check the City Hall homepage to see permitted recyclables.

11

Disposal of plastic garbage, non-burnable garbage from April 2023

Plastic garbage

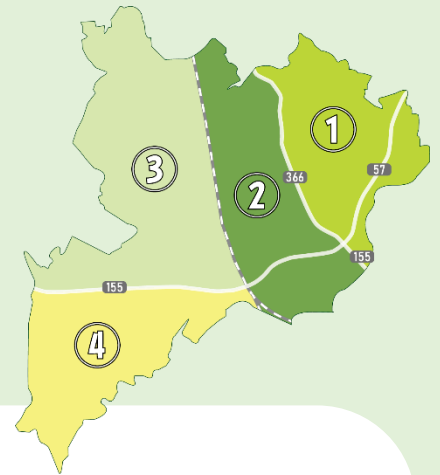
Plastic items can be disposed of at local garbage stations.

- * Place plastic items in a transparent plastic bag before disposal. There is no designated garbage bag for plastic items.
- * Plastic items can still be disposed of at public recycling stations.
- * Plastic items cannot be disposed of at neighborhood recycling stations.

When to put out plastic items

Collection day varies depending on the area in which you live.

① East Area 2	Every Tuesday	③ West Area 1	Every Thursday
② East Area 1	Every Friday	④ West Area 2	Every Monday



Plastic items that can be disposed of (20 designated items)

- Wash and remove any dirt, etc. before disposal. If dirt or stains cannot be removed, dispose of as burnable garbage.
- Excludes items which include metal, batteries or other non-plastic parts, and items longer than 50cm or thicker than 5mm.



Trays / measuring cups / colanders / food containers, lunchboxes / chopping boards / cups / cutlery / DVD cases / document sleeves



Writing underlay sheets / rulers / buckets / watering cans / dustpans / dustbins / clothes hangers / planters / bath pails, bath seats / toothbrushes / plastic bags

Non-burnable garbage

Collection has changed from twice a month to **once a month**. Hazardous flammable items and bicycles cannot put out for collection.

- * Hazardous flammable items and bicycles should be taken directly to the Tobu Chita Clean Center.

When to put out non-burnable items

Collection day varies depending on the area in which you live.

①	Every 1st Wednesday	③	Every 4th Wednesday
②	Every 1st Wednesday	④	Every 4th Wednesday

Examples of items that cannot be collected



Bicycles / fan heaters / heaters / gas cookers, etc.

Inquiries: Environment Division, Obu City Hall - Phone: 45-6223